

Rotary Filler

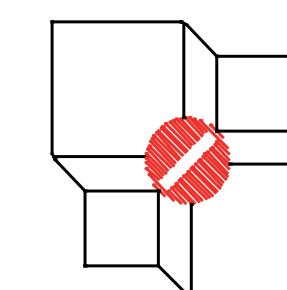
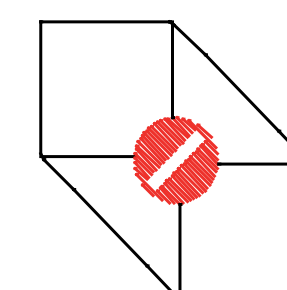

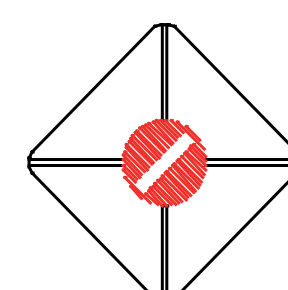


For quality and capacity

To optimize the function and possibilities of Form & Frys industrial folding machines, we have developed a filling machine, which fits the needs exactly.

The basic function principle of the rotary filler is a rotating drum with pistons, retracting when in the hopper and ejecting when right above the dough product. It can be seen as a rotating version of the well known slide-plate depositor used within the industry. Due to the large capacity of this machine type and the possibility for placing a shaped deposit, fillings containing sensitive particles or special shaped fillings can now also be deposited at speeds never before seen.

The unique concept of the Rotary-filling machine has the following advantages:

- An outstanding high capacity, even with shaped deposits, up to 100 strokes.
- Medium and high-viscous filling.
- Fill large particles.
- Adjustable volume during production.
- Continuous and synchronized Positioning of the fillings.
- Many shapes "4-spot, square, ring, oval, stars, round etc."



You name it - we fill it



FORM & FRYS
MASKINTEKNIK